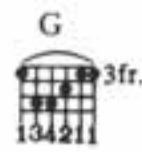
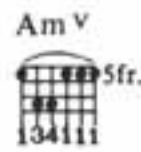
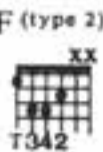
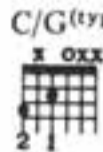
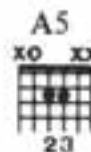
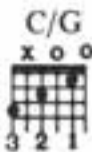
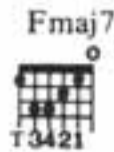
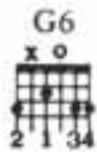
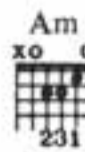


Stairway to Heaven - Led Zeppelin

This tab represents an interpretation of the song.

You may only use this tab for private study, scholarship, or research

Words and Music by
Jimmy Page and Robert Plant



Slowly ♩ = 72

(All other chord voicings found in TAB)

Acoustic gtr.

Am E+5/G# C/G D/F# Fmaj7

G/B Am E+5/G# C/G D/F#

Recorders (recorders arr. for gtr.)

pp sempre molto legato

Fmaj7 G/B Am C D Fmaj7 Am

C G D C D Fmaj7 Am

This system contains the first two systems of music. The top system features a guitar part with a treble clef and a bass line with a bass clef. The guitar part includes a double bar line and a 'p' dynamic marking. The bass line includes a 'p' dynamic marking. The second system features a piano part with a treble clef and a bass line with a bass clef. The piano part includes a double bar line and a 'p' dynamic marking. The bass line includes a 'p' dynamic marking.

1st Verse
C D Fmaj7 Am E+5/G# C/G D/F#

There's a la - dy who's sure... all that glit - ters... is gold... and she's

This system contains the first verse of the song. It features a vocal line with lyrics, a guitar part with a treble clef, and a piano part with a treble clef. The guitar part includes a double bar line and a 'p' dynamic marking. The piano part includes a double bar line and a 'p' dynamic marking. The lyrics are: "There's a la - dy who's sure... all that glit - ters... is gold... and she's".

Fmaj7 G/B Am E+5/G#

buy - ing... the stair - way to heav - en. When she gets there she knows... if the

This system contains the second verse of the song. It features a vocal line with lyrics, a guitar part with a treble clef, and a piano part with a treble clef. The guitar part includes a double bar line and a 'p' dynamic marking. The piano part includes a double bar line and a 'p' dynamic marking. The lyrics are: "buy - ing... the stair - way to heav - en. When she gets there she knows... if the".

C/G D/F# Fmaj7 G/B Am

stores are all closed, with a word she can get what she came for.

Detailed description: This system contains the first three measures of the piece. The vocal line starts with a treble clef and a key signature of one sharp (F#). The lyrics are "stores are all closed, with a word she can get what she came for." The guitar accompaniment is in the treble clef, and the bass line is in the bass clef. Chord symbols C/G, D/F#, Fmaj7, and G/B Am are placed above the staff. A triplet of eighth notes is marked with a '3' and a bracket. The guitar part includes a barre at the 8th fret in the first measure.

C D Fmaj7 Am C G

Ooo, and she's buy - ing a stair - way to

Detailed description: This system contains the next three measures. The vocal line continues with "Ooo, and she's buy - ing a stair - way to". The guitar accompaniment continues with a barre at the 8th fret. Chord symbols C, D, Fmaj7, Am, C, and G are placed above the staff. A triplet of eighth notes is marked with a '3' and a bracket. The bass line includes a dynamic marking 'p' (piano) at the start of the first measure. The guitar part includes a barre at the 10th fret in the second measure.

D C D Fmaj7 Am
 heav - en. There's a sign on the wall, but she wants to be sure, 'cause you

This system contains the first three measures of the piece. The vocal line starts with a half note 'en.' followed by a quarter note rest, then a quarter note 'There's', a quarter note 'a', a quarter note 'sign', a quarter note rest, a quarter note 'on', a quarter note 'the', a quarter note 'wall,', a quarter note rest, a quarter note 'but', a quarter note 'she', a quarter note 'wants', a quarter note 'to', a quarter note 'be', a quarter note 'sure,', a quarter note rest, and a quarter note ''cause'. The piano accompaniment features a melody in the right hand and chords in the left hand, with a piano (p) dynamic marking. The guitar part includes a triplet of eighth notes in the first measure and various chord diagrams for D, C, D, Fmaj7, and Am.

C D Fmaj7 3 Am E+5/G#
 know some - times words have two mean - ings. In a tree by the brook, there's a

This system contains the next three measures. The vocal line continues with a quarter note 'know', a quarter note 'some - times', a quarter note 'words', a quarter note 'have', a quarter note rest, a quarter note 'two', a quarter note 'mean - ings.', a quarter note rest, a quarter note 'In', a quarter note 'a', a quarter note 'tree', a quarter note 'by', a quarter note 'the', a quarter note 'brook,', a quarter note rest, and a quarter note 'there's'. The piano accompaniment continues with a melody in the right hand and chords in the left hand. The guitar part includes a triplet of eighth notes in the first measure and various chord diagrams for C, D, Fmaj7, Am, and E+5/G#.

C/G D/F# Fmaj7 G/B Am

song - bird_ who sings, - some - times all of our thoughts are mis - giv - en.

The first system of the musical score consists of three staves. The top staff is the vocal line in treble clef, with lyrics underneath. The middle staff is the guitar accompaniment in treble clef, featuring a melodic line with a 'v' (accent) and 'sl.' (sustained) markings. The bottom staff shows guitar chord diagrams for the first three measures, with fret numbers on strings 1-6.

E+5/G# C/G D/F# Fmaj7 G/B Am G/B

p *mf*

The second system of the musical score consists of three staves. The top staff is the vocal line in treble clef, with lyrics underneath. The middle staff is the guitar accompaniment in treble clef, featuring a melodic line with a 'y' (bend) and 'mf' (mezzo-forte) markings. The bottom staff shows guitar chord diagrams for the first three measures, with fret numbers on strings 1-6.

Am7

A7sus4 D/A
pp cresc.

Am7

Em/D

Ooo, _____ it makes me won - der. _____

(Doubled by 12 stg. elec. gtr.)

D

C/D

D

Am7

A7sus4

D

Ooo, _____ makes me won - der. _____

H

2nd Verse

Am7

Em/A (Dbass) D

C/D

D

C

G/B

There's a feel - ing I get _____ when I
 (2nd x) thoughts I have seen _____ rings of

Rhythm Fig. 1

12 stg. elec. gtr.

Rhythm Fig. 1A

sl.

mf
Sustain all notes to form chords

Am C G/B Fmaj7 Am

look to the west, and my spir - it is cry - ing for leav - ing. — (1st x only) In my
 smoke through the trees, and the voic - es of those who stand look - ing. —

The first system of the score consists of three staves. The top staff is the vocal line with lyrics. The middle staff is the guitar melody, starting with a half note G4 and a quarter note A4, followed by eighth notes. The bottom staff is the guitar accompaniment, showing a 4/4 rhythm with fingerings (0, 2, 2, 2, 1, 0, 2, 3, 2, 0, 2, 0, 0, 2, 2, 0, 2) and a thumb position marked with 'T'.

*T = Thumb

C G/B Am7 (Play voicings below) A7sus4 D

Ooo, _____ it makes me won - der.

Rhy. Fig. 2

Rhy. Fig. 2A (continued above in slashes)

The second system continues the piece. It features a vocal line with the lyrics 'Ooo, _____ it makes me won - der.' The guitar accompaniment includes chord diagrams for Am7 and A7sus4. Below the main accompaniment, two rhythmic figures are provided: 'Rhy. Fig. 2' and 'Rhy. Fig. 2A (continued above in slashes)'. The guitar accompaniment for this system uses a complex rhythm with many 'x' marks indicating muted strings.

Am7 Em/D D C/D D (A^{7fr})Am7 A7sus4

Ooo, _____

D (Em) Am7 Em/D D C/D D (A^{7fr})

— real - ly makes me won - der. — And it's

3rd Verse (poco accel.)
Repeat Rhy. Fig. 1+1A

C G/B Am C G/B Fmaj7 Am

whis - pered that soon - if we all - call - the tune, - then the pi - per will lead us to rea - son. And a

C G/B Am C G/B Fmaj7 Am

new day will dawn, - for those who stand long, - and the for - ests - will ec - ho with laugh - ter.

Repeat Rhy. Fig. 2+2A

C G/B Am7 A7sus4 D Am7 Em/D D C/D D Am7 A7sus4

4th Verse (♩ = 84)
(Drums enter) Rhy. Fig. 1+1A

D (Em) Am7 Em/D D C/D D C G/B

Oh. _____ If there's a bus - tle in your

Am C G/B Fmaj7 Am C G/B

hedge - row, don't be a - larmed now, it's just a spring - clean for the May - queen. Yes, there are two paths you can

Am C G/B Fmaj7 Am

go by, but in the long - run, there's still time to change - the road you're on. —

Rhy. Fig. 2+2A

w/Fill 1

C G/B Am7 A7sus4 D Am7 Em/D D C/D D

And it makes me won - der.

5th Verse

Rhy. Fig. 1+1A

Am7 A7sus4 D Am7 Em/D D C/D D C G/B

Ahh. _____

Your head is hum-ming and it

Am C G/B Fmaj7 Am C G/B

won't go, in case you don't know, the pip - er's call - ing you to join - him.. Dear la - dy can you hear the wind.

Am C G/B Fmaj7 Am

— blow, and did you — know — your stair - way lies on the whis - 'prin' wind, _____

C G/B D Dsus4

oh. _____

Acous. gtr. *poco rit.*

Elec. gtr. *ff*

Fill 1 (elec. gtr.)
D

Dsus4 D Cadd9 Cadd9#11 Cadd9 Cadd9#11 Cadd9 D

This system contains two systems of guitar and bass notation. The guitar staff (top) features a 3/4 time signature and includes chords: Dsus4, D, Cadd9, Cadd9#11, Cadd9, Cadd9#11, Cadd9, and D. The bass staff (bottom) shows corresponding fretboard diagrams with fingerings.

Dsus4 3 3 D Cadd9 Cadd9#11 Cadd9 G/B Gmaj7/B

This system continues the guitar and bass notation. It includes triplets (marked '3') and chords: Dsus4, D, Cadd9, Cadd9#11, Cadd9, G/B, and Gmaj7/B. The guitar staff has a 4/4 time signature.

Guitar solo Rhy. Fig. 3
 Am G6 Fmaj7 Am (root only) C/G (G bass) Fmaj7

This system is dedicated to a guitar solo and a rhythm figure. The guitar staff (top) shows a melodic line with performance instructions: *Full*, *P*, *P*, *P*, *Full*, *sl*, *P*, *P*, *H*, *Full*, *P*. The bass staff (bottom) shows a rhythmic pattern with instructions: *Full*, *slight vib.*, *Full*, *Full*, *sl*, *P*, *P*, *H*, *Full*, *P*.

*Let upper notes sustain from previous 8th note while playing "root only"

Repeat Rhy. Fig. 3

Am C/G Fmaj7 Am C/G

Fmaj7 Full Am C/G Fmaj7 Full

Am Full C/G Fmaj7 Full w/Fill [2] C/G

Fmaj7 loco w/Fill [2] C/G Fmaj7 w/Fill [2] C/G

Fmaj7 w/Fill [2] C/G Fmaj7 Full

Fill [2] Slide gtr.

Am^v G F G Am^v G

sl. *f* (all strgs) (Vocals 8va till*)

And as we wind_ on down the road,_ our shad-ows tall-er than our soul_

F G Am^v G F G

sim.

there walks a la - dy we all know_

Am^v G F G Am^v G

w/Fill [3]

who shines white light and wants to show_ how ev - 'ry - thing_ still turns to

F G Am^v G F G

w/Fill [3] w/Fill [3]

gold. And if you list - en ver - y hard,_

Am^v G F G Am^v G Fmaj7

w/Fill [3]

the tune will come to you_ at last, when all are one_ and one is all_

G Am^v G Fmaj7

w/Fill [4]

yeah,_ to be a rock_ and not to_ roll._

Fill [3]

A5 G5

sl. *sl.*

Fill [4]

Fmaj7

Rhy. Fig. 4

Repeat Rhy. Fig. 4

A5 Am C/G (type 2) C/G

F (type 2) Fmaj7

A5 Am C/G (type 2) C/G



Musical notation for the first system, including treble clef, melody line with slurs and accents, and guitar fretboard with fingerings (8-10, 7-9-9, 8-10, 9-5, 5-7, 8-10, 10-12) and 'Full' markings.

F (type 2) Fmaj7

A5 Am C/G (type 2) C/G F (type 2) Fmaj7

Am C/G (G bass) (chord)

Musical notation for the second system, including bass clef, melody line with slurs and accents, and guitar fretboard with fingerings (13-15, 12-14, (12) 13-14 15, 13-15, (13) 12-14 15, 15-17, (15) 13-15 14 17) and 'Full' markings. Includes tempo markings: *poco rit.* and *molto rit.*

Fmaj7

Freely

rit. poco a poco

Musical notation for the third system, including treble clef, melody line with slurs and accents, and guitar fretboard with fingerings (13-15). Includes the lyrics: "And she's buy - ing - a stair - way - to heav - en -". Includes dynamic marking: *dim.*